

**Tonnage, value and price at farm gate of cereals
and meat in China, India, EU28 and USA in 2016**

Jacques Berthelot (jacques.berthelot4@wanaoo.fr)

Source: FAOSTAT

22 September 2020

The sources of China's domination over the value of its cereals production in 2016

The value of China's cereals was 4.8 times that of the EU28 as their volume was twice larger and their price 2.4 times higher.

The value of China's paddy was 92 times that of the EU as its volume was 69 times larger and its price 37% higher

The value of China's wheat was 2.2 times that of the EU even if its volume was 8% lower as its price was 2.4 times higher

The value of China's maize was 5.7 times that of the EU as its volume was 4.2 times larger and its price 1.4 times higher

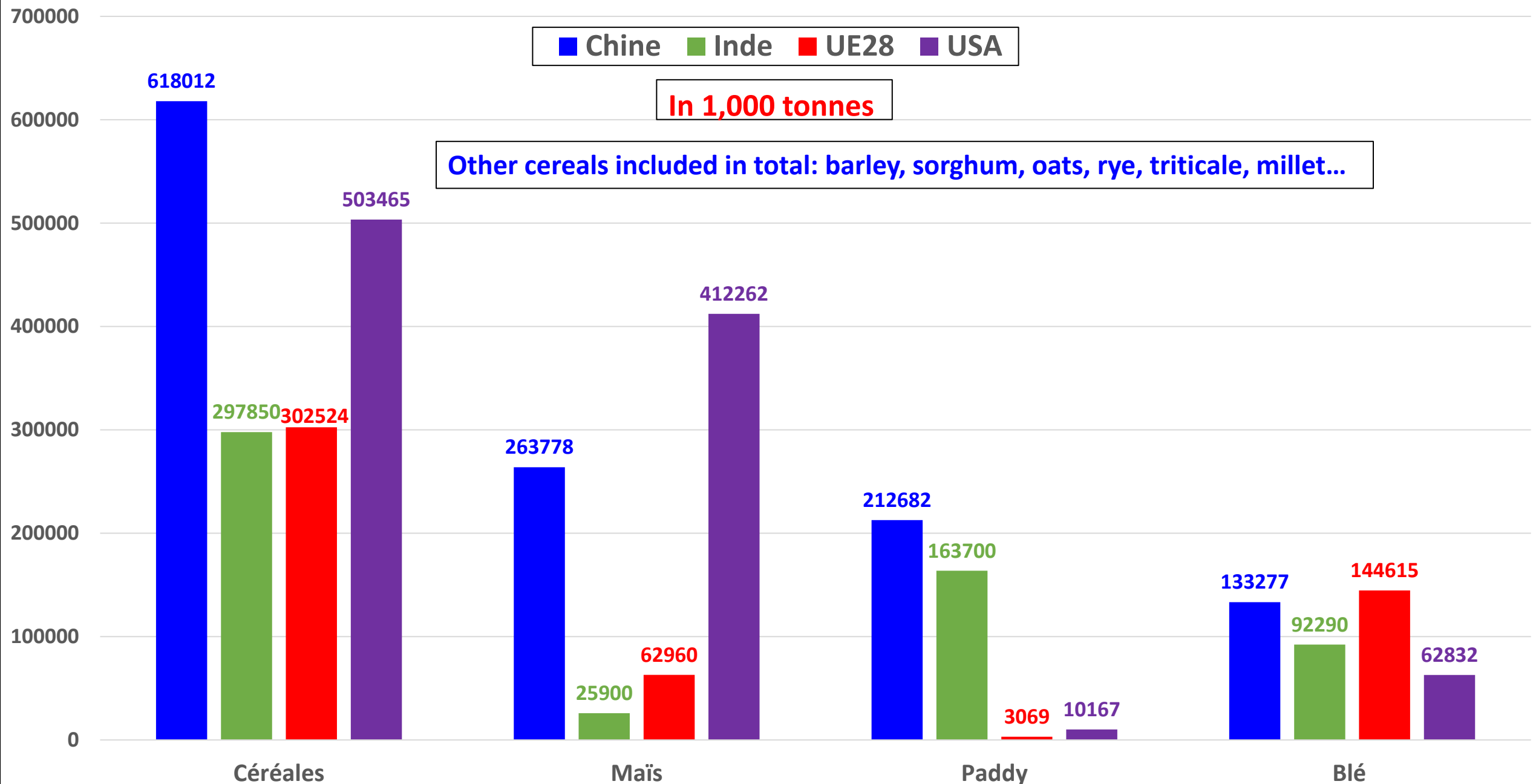
The value of China's cereals was 3.6 times that of the USA as their volume was 23% larger and their price 2.9 times higher.

The value of China's paddy was 50 times that of the USA as its volume was 21 times larger and its price 2.4 times higher

The value of China's wheat was 5.6 times that of the USA as its volume was 2.1 times larger and its price 2,7 times higher

The value of China's maize was 1.2 times that of the USA even if its volume was 36% lower as its price was 1.9 times higher

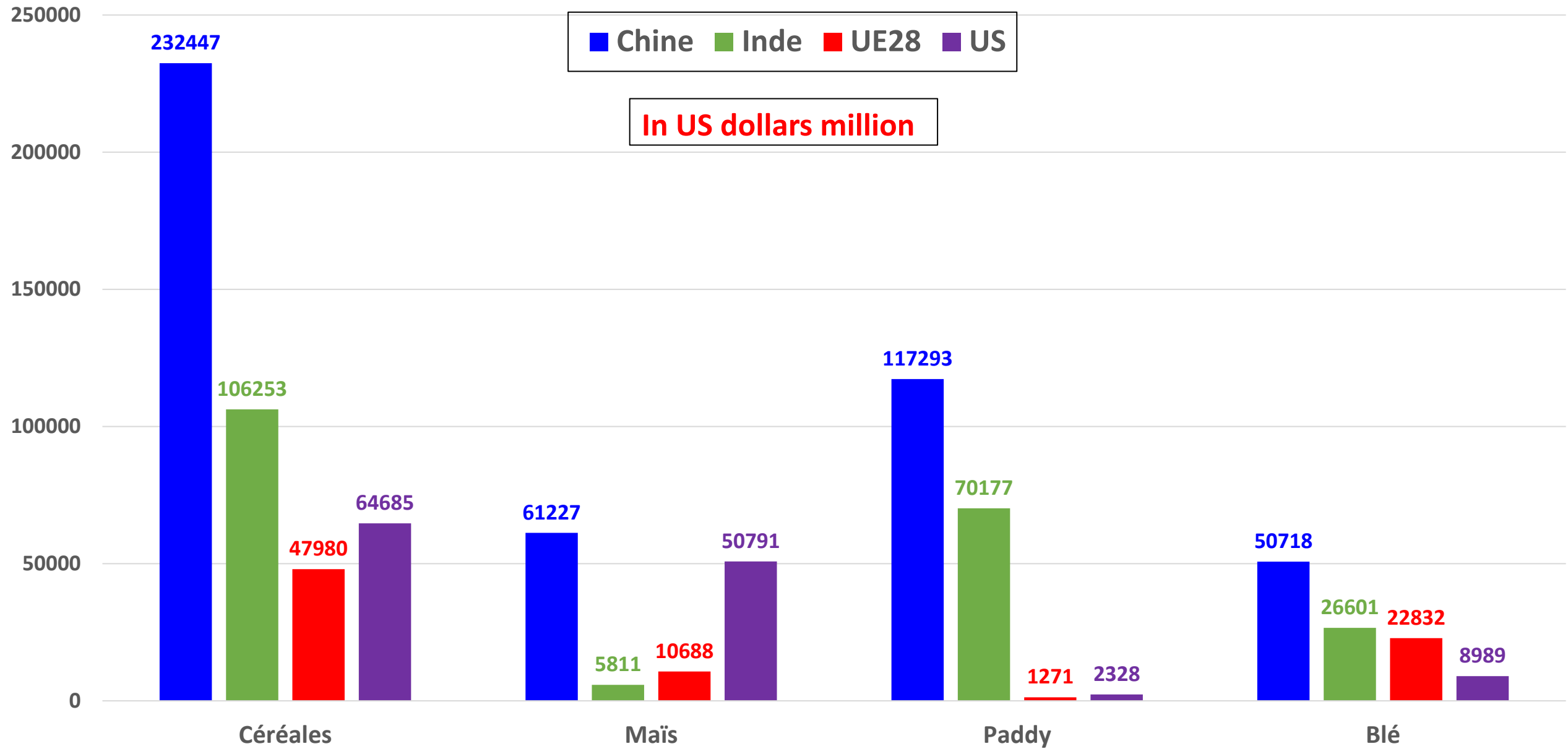
The cereals production of China, India, the EU and USA in 2016



Farm value of cereals of China, India, the EU an USA in 2016

■ Chine ■ Inde ■ UE28 ■ US

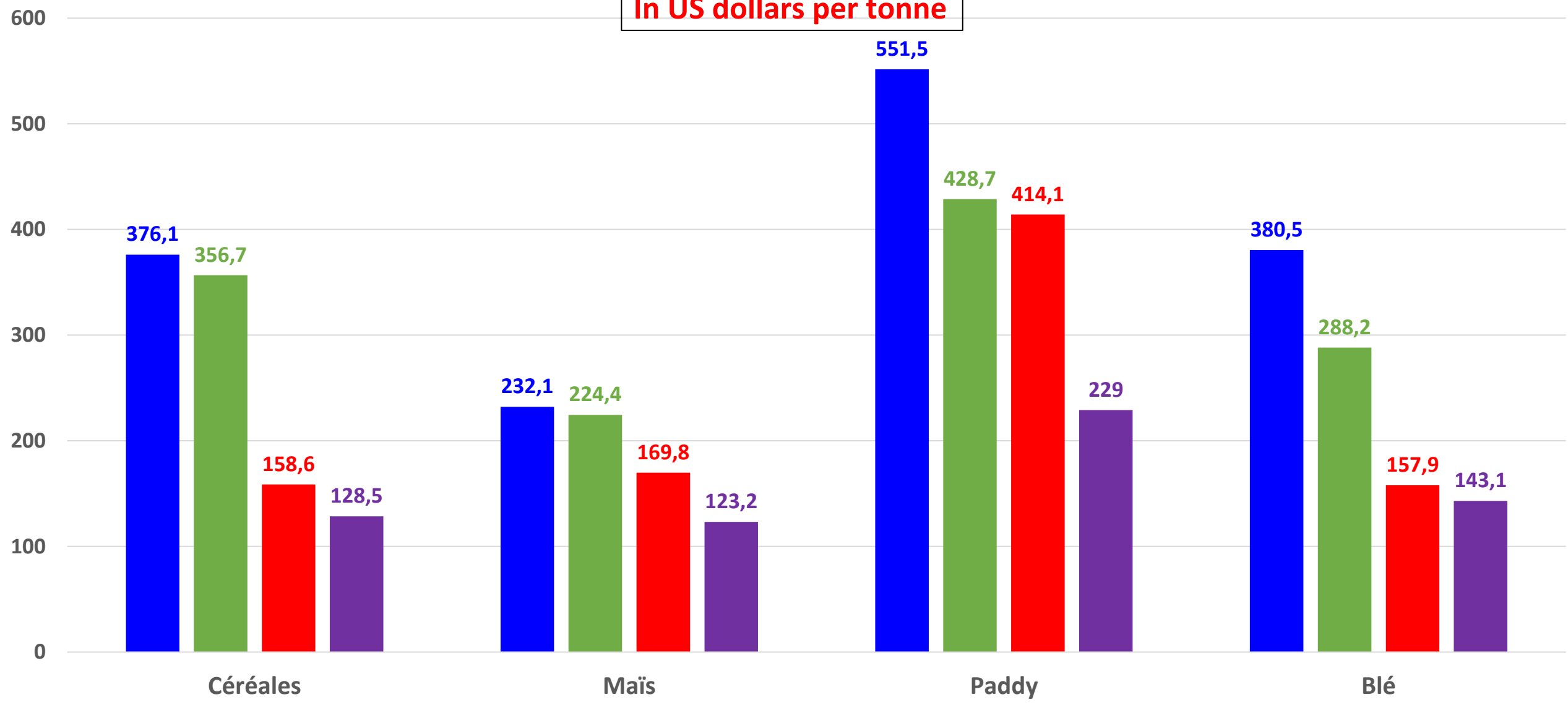
In US dollars million



Farm price of cereals in China, India, the EU and USA in 2016

■ Chine ■ Inde ■ UE28 ■ USA

In US dollars per tonne



The sources of China's domination over the value of its meat production in 2016

China's meat value was 3.4 times larger than that of the EU as its volume was 1.83 times larger and its price 1.84 times higher.

China's value of its beef-buffalo meat was 1.6 times that of the EU despite a volume lower by 21.8% as its price twice higher

China's pork value was 4.7 times larger than in the EU as its volume was 2.3 higher and its price twice higher

China's poultry meat value was 2.34 times larger than in the EU as its volume was 34% higher and its price 75% higher

China's meat value was 3.1 times larger than that of the US as its volume was 94.4% higher and its price 57.7% higher.

China's value of its beef-buffalo meat was 8.35% lower than that of the US as its volume was 46.1% lower but its price was 70% higher

China's pork value was 9.7 times larger than that of the US as its volume was 4.9 times higher and its price twice higher

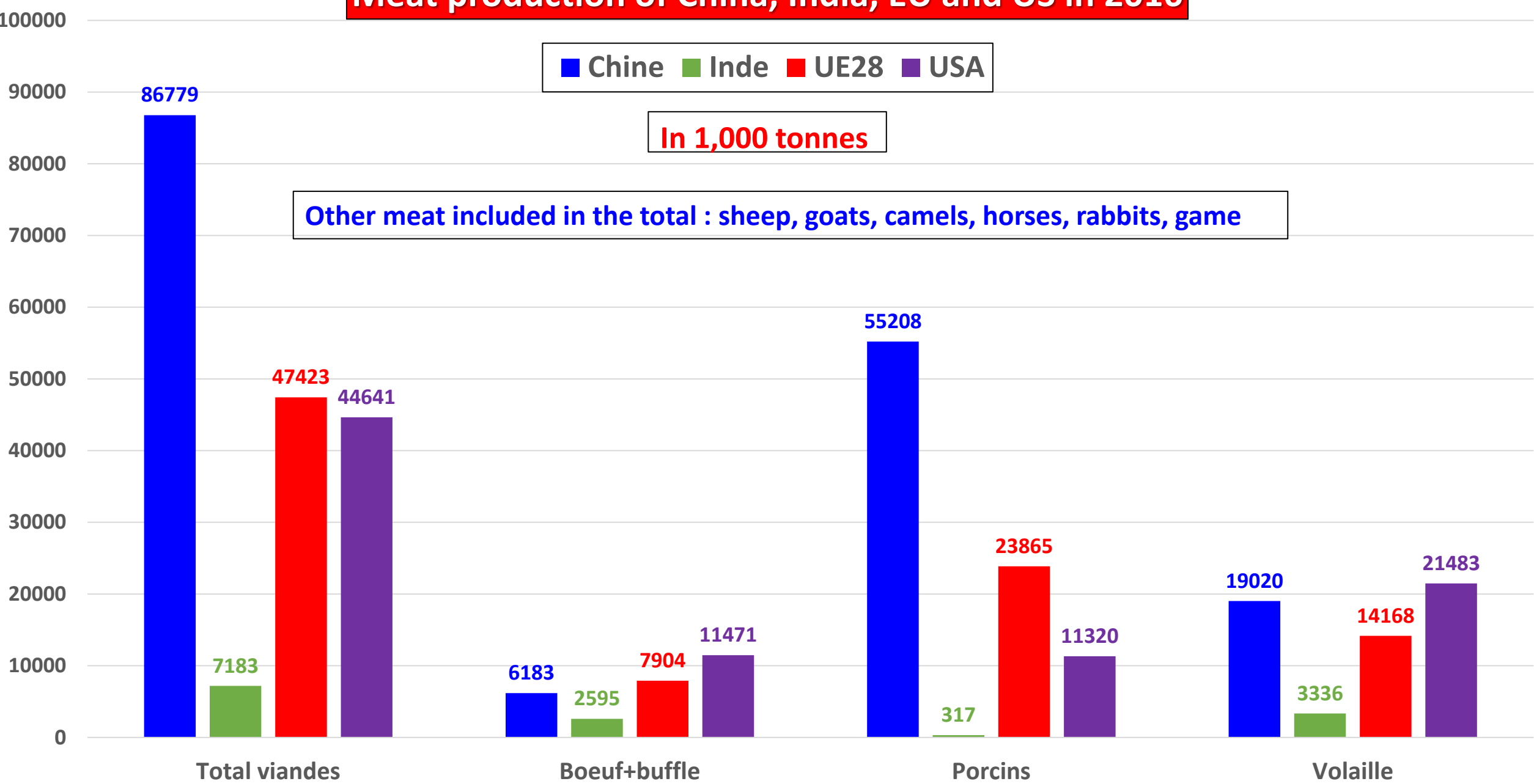
China's poultry meat value was 57.9% of that of the US despite a lower volume by 11.5% as its price was 78.4% higher

Meat production of China, India, EU and US in 2016

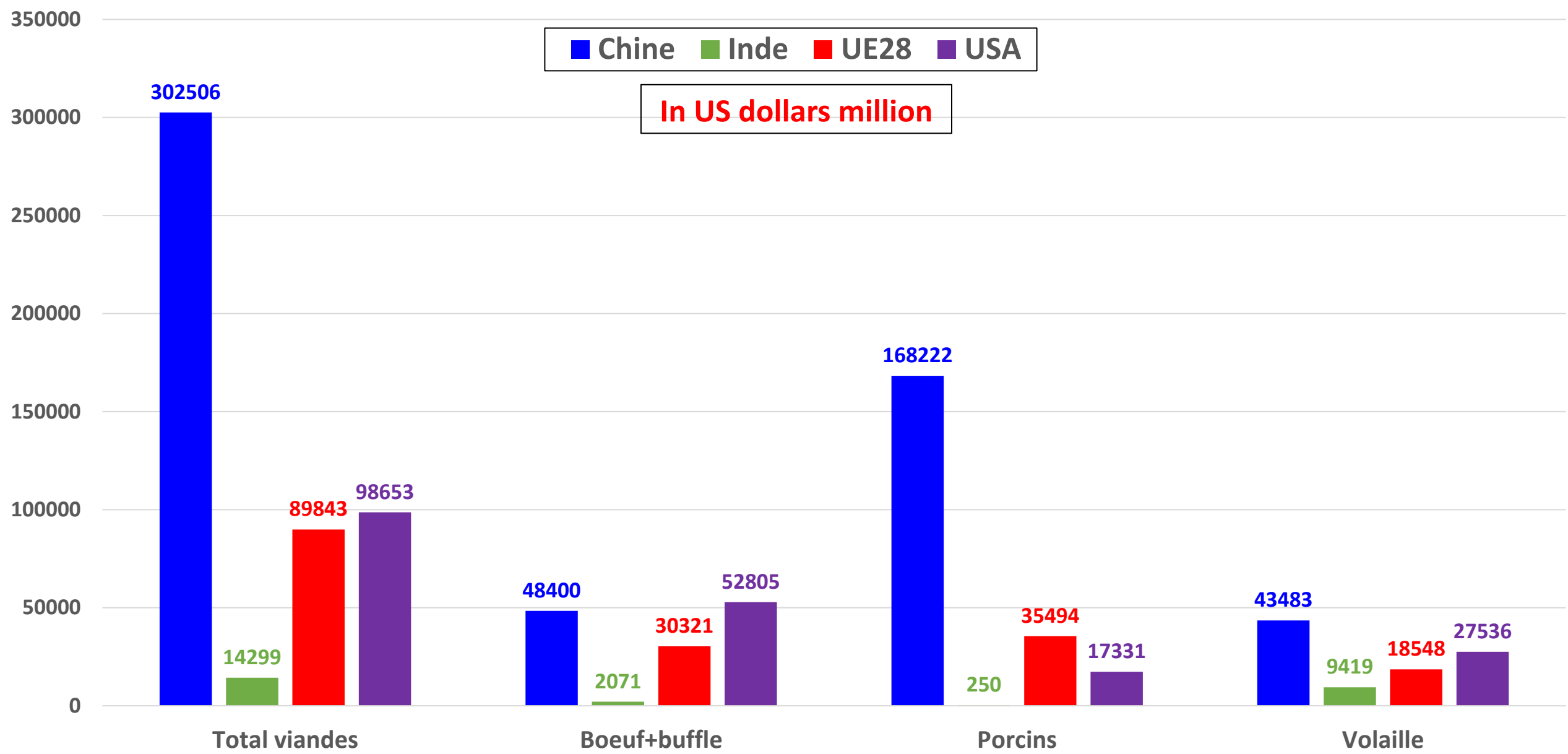
■ Chine ■ Inde ■ UE28 ■ USA

In 1,000 tonnes

Other meat included in the total : sheep, goats, camels, horses, rabbits, game



Farm gate value of meat in China, India, EU and US in 2016



Farm gate price of meat in China, India, EU and US in 2016

■ Chine ■ Inde ■ UE28 ■ US

In US dollars per tonne

